



District Report Card: 2017


State: Punjab	District: Hoshiarpur
Class: 3	Subject: Language
Schools: 61	Students: 676


Participation/Coverage


Students

<div>GENDER</div> <div></div>	Boys				Girls			
	Number		%		Number		%	
	350		51.78		326		48.22	

<div>AREA</div> <div></div>	Rural				Urban			
	Number		%		Number		%	
	567		83.88		109		16.12	

<div>CATEGORY</div> <div></div>	SC		ST		OBC		GEN	
	Number	%	Number	%	Number	%	Number	%
	375	55.47	0	0.00	187	27.66	114	16.86

<div>CWSN</div> <div></div>	LD	VI	HI	S&LD	ID	Oth
	0	3	2	0	3	2

<div>Management</div> <div></div>	Government			Government-aided		
	Number		%	Number		%
	624		92.31	52		7.69

Average Performance of Students in Language (%)

Overall	Gender		Area		Management		Social Group			
	Male	Female	Rural	Urban	Govt.	Aided	SC	ST	OBC	GEN
62.72	61.73	63.78	63.70	57.61	62.70	62.95	62.36	0.00	64.17	61.52

Performance on Learning Outcomes (LOs)

Learning Outcomes	Description	Average Performance(%)
L304	Reads small texts with comprehension i.e., identifies main ideas, details, sequence and draws conclusions	62.96
L312	Reads printed scripts on the classroom walls: poems, posters, charts etc.	62.25

Range of Performance of Students who Answered Correctly							
Below 30%		30% - 50%		50% - 75%		Above 75%	
Number	%	Number	%	Number	%	Number	%
71	10.50	149	22.04	231	34.17	225	33.28

Lowest Performing Learning Outcomes (LOs)

1 - Reads printed scripts on the classroom walls: poems, posters, charts etc. (62.25)

2 - Reads small texts with comprehension i.e., identifies main ideas, details, sequence and draws conclusions (62.96)